



Benefits

Mobile Wi-Fi

Superior performance, managed Wi-Fi without cable pulls using an LTE connection to support mobile hotspot requirements.

Carrier-Grade Management

M510 with SmartZone brings in carrier-grade management features. MSPs can leverage physical or virtual SmartZone controller to manage all APs.

Onboard GPS

GPS support location aware services for tracking the mobile unit.

Enterprise Wi-Fi Coverage

Provide an excellent user experience in any environment with patented BeamFlex®+ adaptive antenna technology and multiple directional antenna patterns.

Automate Optimal Throughput

ChannelFly® dynamic channel technology uses machine learning to automatically find the least congested channels. You always get the highest throughput the band can support.

Serve More Devices

Connect more devices simultaneously with two MU-MIMO spatial streams and concurrent dual-band 2.4/5GHz radios while also enhancing non-Wave 2 device performance.

More Than Wi-Fi

Support services beyond Wi-Fi with [RUCKUS IoT Suite](#), [Cloudpath](#)® security and onboarding software, [SPoT](#) Wi-Fi locationing engine, and [SCI](#) network analytics.

In a fiercely competitive marketplace, managed service providers (MSP) are looking for new ways to differentiate their services and open new revenue streams. One nascent market is the “mobile-wireless” segment where new opportunities to add branded Wi-Fi to mobile and semi-mobile public access context exist that complement LTE networks. But integrating into existing LTE networks with mobile Wi-Fi hotspot services has not been straightforward.

The RUCKUS M510 mobile-wireless access point (AP) is an 802.11ac 2x2:2 Wave 2 Wi-Fi AP designed to leverage LTE networks as a backhaul and connect wirelessly back to any network without the need for an Ethernet cable connection.

Because of the wireless LTE backhaul capability, the M510 addresses multiple deployment scenarios not previously served, including mobile “in-vehicle” Wi-Fi (“mobile AP”), rapid Wi-Fi deployment for pop-up retail or first-responders and temporary Wi-Fi deployments at a construction site. M510’s LTE backhaul can serve as a failover or redundancy for the WAN connectivity. Additionally, the M510 satisfies an operator’s requirement to deliver branded Wi-Fi connectivity for mobile outdoor hotspots for transit hubs or isolated public locations where a wired connection is too expensive or impossible.

The M510 AP incorporates patented technologies found only in the RUCKUS Wi-Fi portfolio.

- Extended coverage with patented BeamFlex®+ utilizing multi-directional antenna patterns.
- Improve throughput with ChannelFly®, which dynamically finds less congested Wi-Fi channels to use.

Additionally, using the M510’s integrated GPS, customers can automatically establish the exact location of each access point on a network or geographic map in real-time—greatly simplifying installation, tracking and maintenance.

Whether operators are deploying ten or ten thousand APs, the M510 is easy to manage through any SmartZone physical or virtual controller. MSPs can leverage the carrier-grade features of SmartZone such as resiliency and geo-redundancy.



RUCKUS® M510

Mobile Indoor 802.11ac Wave 2 Wi-Fi AP with LTE Backhaul-1 M

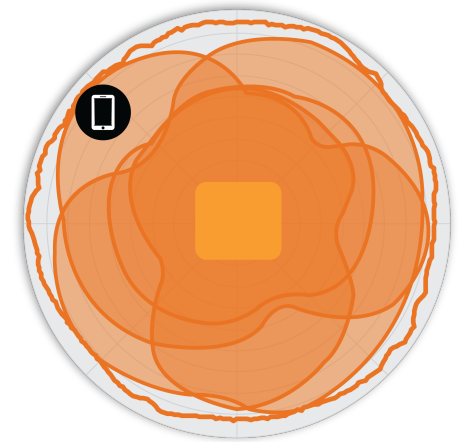
Access Point Antenna Pattern

RUCKUS' BeamFlex+ adaptive antennas allow the M510 AP to dynamically choose among a host of antenna patterns (up to 64 possible combinations) in real-time to establish the best possible connection with every device. This leads to:

- Better Wi-Fi coverage
- Reduced RF interference

Traditional omni-directional antennas, found in generic access points, oversaturate the environment by needlessly radiating RF signals in all directions. In contrast, the RUCKUS BeamFlex+ adaptive antenna directs the radio signals per-device on a packet by-packet basis to optimize Wi-Fi coverage and capacity in real-time to support high device density environments. BeamFlex+ operates without the need for device feedback and hence can benefit even devices using legacy standards.

Figure 1. Example of BeamFlex+ pattern




 Client  Composite  BeamFlex+ Pattern

Figure 2. M510 2.4GHz Azimuth Antenna Patterns



Figure 3. M510 5GHz Azimuth Antenna Patterns



Figure 4. M510 2.4GHz Elevation Antenna Patterns

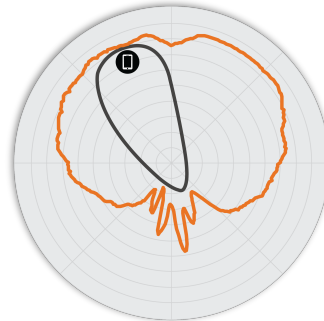
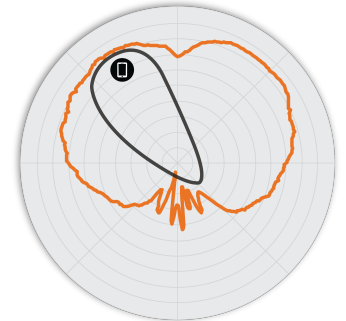


Figure 5. M510 5GHz Elevation Antenna Patterns



Note: The outer trace represents the composite RF footprint of all possible BeamFlex+ antenna patterns, while the inner trace represents one BeamFlex+ antenna pattern within the composite outer trace.

RUCKUS® M510

Mobile Indoor 802.11ac Wave 2 Wi-Fi AP with LTE Backhaul-1 M

WI-FI	
Wi-Fi Standards	<ul style="list-style-type: none"> IEEE 802.11a/b/g/n/ac Wave 2
Supported Rates	<ul style="list-style-type: none"> 802.11ac: 6.5 to 867 (MCS0 to MCS9, NSS = 1 to 2 for VHT20/40/80) 802.11n: 6.5 Mbps to 300 Mbps (MCS0 to MCS15) 802.11a/g: 54, 48, 36, 24, 18, 12, 9, 6 Mbps 802.11b: 11, 5.5, 2 and 1 Mbps
Supported Channels	<ul style="list-style-type: none"> 2.4GHz: 1-13 5GHz: 36-64, 100-144, 149-165
MIMO	<ul style="list-style-type: none"> 2x2 SU-MIMO 2x2 MU-MIMO
Spatial Streams	<ul style="list-style-type: none"> 2 SU-MIMO 2 MU-MIMO
Radio Chains and Streams	<ul style="list-style-type: none"> 2x2:2
Channelization	<ul style="list-style-type: none"> 20, 40, 80MHz
Security	<ul style="list-style-type: none"> WPA-PSK, WPA-TKIP, WPA2 AES, 802.11i, Dynamic PSK WIPS/WIDS
Other Wi-Fi Features	<ul style="list-style-type: none"> WMM, Power Save, Tx Beamforming, LDPC, STBC, 802.11r/k/v Hotspot Hotspot 2.0 Captive Portal WISPr

WI-FI RADIO SPECIFICATIONS	
Antenna Type	<ul style="list-style-type: none"> BeamFlex+ adaptive antennas with polarization diversity Adaptive antenna that provides up to 64 antenna patterns per band
Antenna Gain (max)	<ul style="list-style-type: none"> Up to 3dBi
Peak Transmit Power¹ (aggregate across MIMO chains)	<ul style="list-style-type: none"> 2.4GHz: 24 dBm 5GHz: 23 dBm
Minimum Receive Sensitivity	<ul style="list-style-type: none"> -101dBm (2.4GHz) -95dBm (5GHz)
Frequency Bands	<ul style="list-style-type: none"> ISM (2.4-2.484GHz) U-NII-1 (5.15-5.25GHz) U-NII-2A (5.25-5.35GHz) U-NII-2C (5.47-5.725GHz) U-NII-3 (5.725-5.85GHz)

2.4GHZ RECEIVE SENSITIVITY			
HT20		HT40	
MCS0	MCS7	MCS0	MCS7
-95	-77	-92	-74

5GHZ RECEIVE SENSITIVITY					
VHT20		VHT40		VHT80	
MCS0	MCS7	MCS0	MCS7	MCS0	MCS7
-95	-77	-92	-74	-89	-71

2.4GHZ TX POWER TARGET (DUAL CHAIN)	
Rate	Pout (dBm)
MCS0 HT20	24
MCS7 HT20	21
MCS0 HT40	23
MCS7 HT40	21
MCS8 VHT20	20
MCS9 VHT40	19

5GHZ TX POWER TARGET (DUAL CHAIN)	
Rate	Pout (dBm)
MCS0 VHT20	23
MCS0 VHT80	22
MCS7 VHT40, VHT80	22
MCS9 VHT40, VHT80	20

WI-FI PERFORMANCE AND CAPACITY	
Physical Layer Rates	<ul style="list-style-type: none"> 2.4GHz: 300Mbps 5GHz: 867Mbps
Client Capacity	<ul style="list-style-type: none"> Up to 512 clients per AP
SSID	<ul style="list-style-type: none"> Up to 31 per AP

GPS SPECIFICATIONS	
GPS Radio	<ul style="list-style-type: none"> GNSS: GPS, GLONASS, BeiDou, Galileo
Antenna Connector	<ul style="list-style-type: none"> SMA female
Antenna (included with M510)	<ul style="list-style-type: none"> Magnetic mount, 2dBi active GPS antenna, 3m/10ft cable

¹ Max transmit power varies by country to operate in accordance with local regulation

RUCKUS[®] M510

Mobile Indoor 802.11ac Wave 2 Wi-Fi AP with LTE Backhaul-1 M

3G/4G RADIO SPECIFICATIONS	
Physical Layer Rates	LTE: <ul style="list-style-type: none"> LTE FDD: Max 150Mbps (DL)/Max 50Mbps (UL) LTE TDD: Max 130Mbps (DL)/Max 35Mbps (UL) UMTS: <ul style="list-style-type: none"> DC-HSDPA: Max 42Mbps (DL) HSUPA: Max 5.76Mbps (UL) WCDMA: Max 384Kbps (DL)/Max 384Kbps (UL)
Bands	USA (AT&T) SKU: <ul style="list-style-type: none"> LTE FDD: B2/B4/B12 WCDMA: B2/B4/B5 Domain 1 SKU: <ul style="list-style-type: none"> LTE FDD: B1/B3/B5/B7/B8/B20 LTE TDD: B38/B40/B41 WCDMA: B1/B5/B8 Domain 2 SKU: <ul style="list-style-type: none"> LTE FDD: B1/B2/B3/B4/B5/B7/B8/B28 LTE TDD: B40 WCDMA: B1/B2/B5/B8 Japan SKU: <ul style="list-style-type: none"> LTE FDD: B1/B3/B8/B18/B19/B26 LTE TDD: B41 WCDMA: B1/B6/B8/B19
Peak Transmit Power	<ul style="list-style-type: none"> 23dBm for LTE 24dBm for WCDMA
Minimum Receive Sensitivity	<ul style="list-style-type: none"> < -99.5dBm for LTE < -110dBm for WCDMA
Antenna connectors	<ul style="list-style-type: none"> 2x SMA female
Antennas (included with M510)	<ul style="list-style-type: none"> 2x whip antennas, hinged, 700-2700MHz, peak gain 2dBi
SIM Card	<ul style="list-style-type: none"> 2x SIM Card slots (primary & redundant), Micro-SIM size (3FF)

RUCKUS RADIO MANAGEMENT	
Antenna Optimization	<ul style="list-style-type: none"> BeamFlex+ Polarization Diversity with Maximal Ratio Combining (PD-MRC)
Wi-Fi Channel Management	<ul style="list-style-type: none"> ChannelFly Background Scan Based
Client Density Management	<ul style="list-style-type: none"> Adaptive Band Balancing Client Load Balancing Airtime Fairness Airtime-based WLAN Prioritization
SmartCast Quality of Service	<ul style="list-style-type: none"> QoS-based scheduling Directed Multicast L2/L3/L4 ACLs
Mobility	<ul style="list-style-type: none"> SmartRoam
Diagnostic Tools	<ul style="list-style-type: none"> Spectrum Analysis SpeedFlex

NETWORKING	
Controller Platform Support	<ul style="list-style-type: none"> SmartZone Unleashed² Standalone
Mesh	<ul style="list-style-type: none"> SmartMesh™ wireless meshing technology. Self-healing Mesh (in future release)
IP	<ul style="list-style-type: none"> IPv4, IPv6
VLAN	<ul style="list-style-type: none"> 802.1Q (1 per BSSID or dynamic per use based on RADIUS) VLAN Pooling Port-based
802.1x	<ul style="list-style-type: none"> Authenticator & Supplicant
Tunnel	<ul style="list-style-type: none"> L2TP, GRE, Soft-GRE
Gateway & Routing	<ul style="list-style-type: none"> NAT/DHCP
Policy Management Tools	<ul style="list-style-type: none"> Application Recognition and Control Access Control Lists Device Fingerprinting Rate Limiting
IoT Capable	<ul style="list-style-type: none"> Yes

PHYSICAL INTERFACES	
Ethernet	<ul style="list-style-type: none"> 2 x 1GbE ports, RJ-45
USB	<ul style="list-style-type: none"> 1 USB 2.0 port, Type A connector

PHYSICAL CHARACTERISTICS	
Physical Size	<ul style="list-style-type: none"> 17.2(L) x 16.7(W) x 4.2(H) cm 6.8 (L) x 6.6(W) x 1.6(H) in.
Weight	<ul style="list-style-type: none"> 450g (15.9oz)
Mounting	<ul style="list-style-type: none"> Wall, Drop ceiling, Desk (mounting hardware included) Vehicle (flange mounting bracket sold separately)
Physical Security	<ul style="list-style-type: none"> Hidden latching mechanism Kensington lock
Operating Temperature	<ul style="list-style-type: none"> -40°C (-40°F) to 65°C (149°F)
Operating Humidity	<ul style="list-style-type: none"> Up to 95%, non-condensing

POWER ³		
Power Supply	Operating Characteristics	Max Power Consumption
PoE (802.3af)	<ul style="list-style-type: none"> USB disabled 2nd Ethernet port disabled GPS off 2.4GHz: 19dBm per chain 5GHz: 19dBm per chain 	<ul style="list-style-type: none"> 15.724W
PoE+ (802.3at)	<ul style="list-style-type: none"> Full functionality 	<ul style="list-style-type: none"> 18.738W
12VDC (9V DC-16V DC) Input – Barrel connector	<ul style="list-style-type: none"> Full functionality 	<ul style="list-style-type: none"> 16.999W
12VDC (9V DC-16V DC) Input – Terminal block	<ul style="list-style-type: none"> Full functionality 	<ul style="list-style-type: none"> 16.999W

² Refer to Unleashed datasheets for SKU ordering information.

³ Max power varies by country setting, band, and MCS rate.

RUCKUS® M510

Mobile Indoor 802.11ac Wave 2 Wi-Fi AP with LTE Backhaul-1 M

CERTIFICATIONS AND COMPLIANCE	
Wi-Fi Alliance⁴	<ul style="list-style-type: none">• Wi-Fi CERTIFIED™ a, b, g, n, ac• Passpoint®, Vantage, AMB, OCE
Standards Compliance⁵	<ul style="list-style-type: none">• EN 60950-1 Safety• EN 61000-4-2/3/5 Immunity• EN 50155 Railway• EN 50121-3-2 Railway EMC• IEC 61373 Railway Shock & Vibration• UL 2043 Plenum• EN 62311 Human Safety/RF Exposure• EN 62311• WEEE & RoHS• ISTA 2A Transportation• E-Mark Automotive
Mobile Radio Approvals	<ul style="list-style-type: none">• GCF, PTCRB, AT&T

RELATED SOFTWARE AND SERVICES	
Location Based Services	<ul style="list-style-type: none">• SPoT™
Network Analytics	<ul style="list-style-type: none">• SmartCell™ Insight (SCI)
Security and Policy	<ul style="list-style-type: none">• Cloudpath

ORDERING INFORMATION	
901-M510-ATT0	<ul style="list-style-type: none">• RUCKUS M510, USA (AT&T)
901-M510-D100	<ul style="list-style-type: none">• RUCKUS M510, Domain 1 (All Carriers in below countries)• (India, Singapore, Malaysia, Philippines, Thailand, Vietnam, Hong Kong, Europe, Turkey)
901-M510-D200	<ul style="list-style-type: none">• RUCKUS M510, Domain 2 (All Carriers in below countries)• (Australia, New Zealand, Mexico, Brazil, Taiwan)

OPTIONAL ACCESSORIES	
902-0162-XXYY	<ul style="list-style-type: none">• PoE injector (24W) (Sold in quantities of 1, 10 or 100)
902-0195-0000	<ul style="list-style-type: none">• Spare, T-bar ceiling mount kit for mounting to flush frame ceiling
902-1169-XX00	<ul style="list-style-type: none">• Power Supply (12V, 2.0A, 24W)
902-0120-0000	<ul style="list-style-type: none">• Spare, Accessory Mounting Bracket
902-1122-0000	<ul style="list-style-type: none">• Accessory flange mounting bracket

PLEASE NOTE: When ordering PoE injectors or power supplies, you must specify the destination region by indicating -US, -EU, -AU, -BR, -CN, -IN, -JP, -KR, -SA, -UK, or -UN instead of -XX. Warranty: Sold with a limited lifetime warranty. For details see: <http://support.ruckuswireless.com/warranty>

⁴ Wi-Fi Alliance Certifications may be available subsequent to product release.

⁵ For current certification status, please see price list.

CommScope pushes the boundaries of communications technology with game-changing ideas and ground-breaking discoveries that spark profound human achievement. We collaborate with our customers and partners to design, create and build the world's most advanced networks. It is our passion and commitment to identify the next opportunity and realize a better tomorrow. Discover more at commscope.com



commscope.com

Visit our website or contact your local CommScope representative for more information.

© 2020 CommScope, Inc. All rights reserved.

Unless otherwise noted, all trademarks identified by ® or ™ are registered trademarks, respectively, of CommScope, Inc. This document is for planning purposes only and is not intended to modify or supplement any specifications or warranties relating to CommScope products or services. CommScope is committed to the highest standards of business integrity and environmental sustainability with a number of CommScope's facilities across the globe certified in accordance with international standards, including ISO 9001, TL 9000, and ISO 14001.

Further information regarding CommScope's commitment can be found at www.commscope.com/About-Us/Corporate-Responsibility-and-Sustainability.