



## Benefits

### AFFORDABLE ENTERPRISE PERFORMANCE

The R310 provides great performance with extended range at an affordable price.

### KEEP EXISTING SWITCHES AND CABLES

Designed to operate on existing PoE switches and CAT 5e cabling to minimize costly upgrades.

### MULTIPLE MANAGEMENT OPTIONS

Manage the R310 from the cloud, with on-premises physical/virtual appliances, or without a controller.

### STUNNING WI-FI PERFORMANCE

Extends coverage with patented BeamFlex® adaptive antenna technology while mitigating interference by utilizing 64 directional antenna patterns.

### AUTOMATE OPTIMAL THROUGHPUT

ChannelFly® dynamic channel technology uses machine learning to automatically find the least congested channels. You always get the highest throughput the band can support.

### MORE THAN WI-FI

Support services beyond Wi-Fi with [Cloudpath®](#) security and onboarding software, [SPoT](#) Wi-Fi locationing engine, and [SCI](#) network analytics.

**Smaller locations can face big-time demands on their wireless infrastructure. Whether working out of a small office or connecting to a public hotspot, users are often still accessing the same high-bandwidth applications and content they'd consume anywhere else. And they expect strong, reliable connectivity. How can you provide it without breaking the bank?**

The RUCKUS® R310 delivers consistent, reliable 802.11ac wireless networking at an affordable price. It features the patented RUCKUS BeamFlex® adaptive antenna technology for performance optimization and interference mitigation found in our premier access points, delivering superior user experiences at extended ranges. But it provides them in an ultra-compact form factor built for small venues—with a price tag to match.

The R310 is an ideal choice for low-density enterprise and hotspot environments including small- and medium-size businesses, retail locations, restaurants, and multi-tenant small offices and branch offices.


The R310 802.11ac Wi-Fi AP incorporates patented technologies found only in the RUCKUS Wi-Fi portfolio.

- Extended coverage with BeamFlex utilizing multi-directional antenna patterns.
- Improve throughput with ChannelFly®, which dynamically finds less congested Wi-Fi channels to use.

The R310 provides an ideal combination of features and performance for smaller environments. Additionally, it supports up to 100 clients per AP.

Whether you're deploying ten or ten thousand APs, the R310 is also easy to manage through RUCKUS' appliance, virtual, controller-less and cloud management options.

### BeamFlex Adaptive Antenna Technology



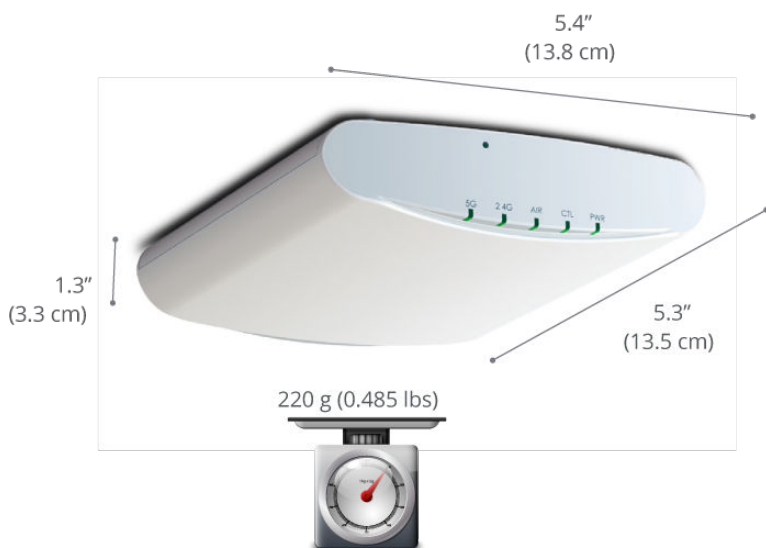


# RUCKUS® R310


Indoor 802.11ac 2x2:2 Wi-Fi Access Point

## Small Lightweight Form Factor with built in mounting options for easy deployment

The R310 installs and mounts seamlessly, making it ideal for quick and effective set up for carrier and enterprise deployments.



64 potential antenna combinations can be chosen for high availability of Wi-Fi  
High-gain adaptive antenna elements deliver signal gain and mitigates interference for range extension, reliability and high data rates



One 10/100/1000Mbps Ethernet port

# RUCKUS® R310

Indoor 802.11ac 2x2:2 Wi-Fi Access Point

## Access Point Antenna Pattern

RUCKUS' BeamFlex adaptive antennas allow the R310 AP to dynamically choose among a host of antenna patterns (up to 64 possible combinations) in real-time to establish the best possible connection with every device. This leads to:

- Better Wi-Fi coverage
- Reduced RF interference

Traditional omni-directional antennas, found in generic access points, oversaturate the environment by needlessly radiating RF signals in all directions. In contrast, the RUCKUS BeamFlex adaptive antenna directs the radio signals per-device on a packet-by-packet basis to optimize Wi-Fi coverage and capacity in real-time to support high device density environments. BeamFlex operates without the need for device feedback and hence can benefit even devices using legacy standards.

Figure 1. Example of BeamFlex pattern

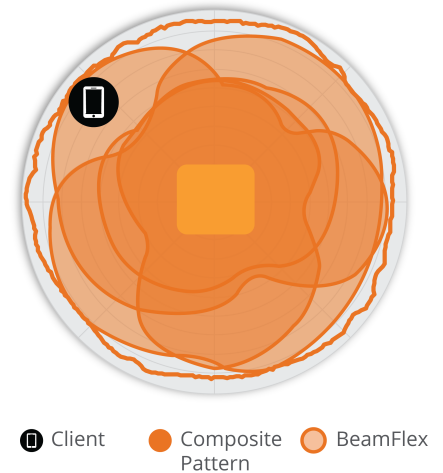


Figure 2. R310 2.4GHz Azimuth Antenna Patterns



Figure 3. R310 5GHz Azimuth Antenna Patterns



Figure 4. R310 2.4GHz Elevation Antenna Patterns

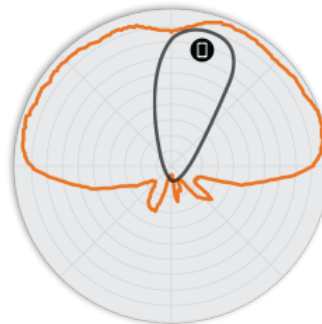
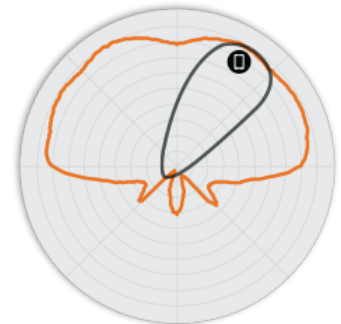


Figure 5. R310 5GHz Elevation Antenna Patterns



Note: The outer trace represents the composite RF footprint of all possible BeamFlex antenna patterns, while the inner trace represents one BeamFlex antenna pattern within the composite outer trace.

# RUCKUS® R310

## Indoor 802.11ac 2x2:2 Wi-Fi Access Point

WI-FI	
Wi-Fi Standards	<ul style="list-style-type: none"> <li>IEEE 802.11a/b/g/n/ac</li> </ul>
Supported Rates	<ul style="list-style-type: none"> <li>802.11ac: 6.5 to 867Mbps (MCS0 to MCS9, NSS = 1 to 2 for VHT20/40/80)</li> <li>802.11n: 6.5 Mbps to 300Mbps (MCS0 to MCS15)</li> <li>802.11a/g: 54, 48, 36, 24, 18, 12, 9, 6Mbps</li> <li>802.11b: 11, 5.5, 2 and 1 Mbps</li> </ul>
Supported Channels	<ul style="list-style-type: none"> <li>2.4GHz: 1-13</li> <li>5GHz: 36-64, 100-144, 149-165</li> </ul>
MIMO	<ul style="list-style-type: none"> <li>2x2 SU-MIMO</li> </ul>
Spatial Streams	<ul style="list-style-type: none"> <li>2 SU-MIMO</li> </ul>
Channelization	<ul style="list-style-type: none"> <li>20, 40, 80MHZ</li> </ul>
Security	<ul style="list-style-type: none"> <li>WPA-PSK, WPA-TKIP, WPA2 AES, 802.11i, Dynamic PSK</li> <li>WIPS/WIDS</li> </ul>
Other Wi-Fi Features	<ul style="list-style-type: none"> <li>WMM, Power Save, Tx Beamforming, LDPC, STBC, 802.11r/k/v</li> <li>Hotspot</li> <li>Hotspot 2.0</li> <li>Captive Portal</li> <li>WISPr</li> </ul>

RF	
Antenna Type	<ul style="list-style-type: none"> <li>BeamFlex adaptive antennas</li> <li>Adaptive antenna that provides up to 64 unique antenna patterns per band</li> </ul>
Antenna Gain (max)	<ul style="list-style-type: none"> <li>Up to 3dBi</li> </ul>
Peak Transmit Power (aggregate across MIMO chains)	<ul style="list-style-type: none"> <li>2.5GHz: 25dBm</li> <li>5GHz: 24dBm</li> </ul>
Minimum Receive Sensitivity <sup>1</sup>	<ul style="list-style-type: none"> <li>-99dBm</li> </ul>
Frequency Bands	<ul style="list-style-type: none"> <li>ISM (2.4-2.484GHz)</li> <li>U-NII-1 (5.15-5.25GHz)</li> <li>U-NII-2A (5.25-5.35GHz)</li> <li>U-NII-2C (5.47-5.725GHz)</li> <li>U-NII-3 (5.725-5.85GHz)</li> </ul>

2.4GHZ RECEIVE SENSITIVITY			
HT20		HT40	
MCS0	MCS7	MCS0	MCS7
-89	-68	-85	-65

5GHZ RECEIVE SENSITIVITY					
VHT20		VHT40		VHT80	
MCS0	MCS7	MCS0	MCS7	MCS0	MCS7
-98	-69	-86	-66	-83	-62

2.4GHZ TX POWER TARGET	
Rate	Pout (dBm)
MCS0 HT20	23
MCS7 HT20	18
MCS0 HT40	22
MCS7 HT40	19

5GHZ TX POWER TARGET	
Rate	Pout (dBm)
MCS0 VHT20	21
MCS0 VHT20	18
MCS0 VHT40	21
MCS0 VHT40	18
MCS0 VHT80	20
MCS0 VHT80	17

PERFORMANCE AND CAPACITY	
Peak PHY Rates	<ul style="list-style-type: none"> <li>2.4GHz: 300Mbps</li> <li>5 GHz: 867Mbps</li> </ul>
Client Capacity	<ul style="list-style-type: none"> <li>Up to 100 clients per AP</li> </ul>
SSID	<ul style="list-style-type: none"> <li>Up to 16 per AP</li> </ul>

RUCKUS RADIO MANAGEMENT	
Antenna Optimization	<ul style="list-style-type: none"> <li>BeamFlex</li> </ul>
Wi-Fi Channel Management	<ul style="list-style-type: none"> <li>ChannelFly</li> <li>Background Scan Based</li> </ul>
Client Density Management	<ul style="list-style-type: none"> <li>Adaptive Band Balancing</li> <li>Client Load Balancing</li> <li>Airtime Fairness</li> <li>Airtime-based WLAN Prioritization</li> </ul>
SmartCast Quality of Service	<ul style="list-style-type: none"> <li>QoS-based scheduling</li> <li>Directed Multicast</li> <li>L2/L3/L4 ACLs</li> </ul>
Mobility	<ul style="list-style-type: none"> <li>SmartRoam</li> </ul>
Diagnostic Tools	<ul style="list-style-type: none"> <li>SpeedFlex</li> </ul>

<sup>1</sup> Rx sensitivity varies by band, channel width and MCS rate.

# RUCKUS® R310

## Indoor 802.11ac 2x2:2 Wi-Fi Access Point

NETWORKING	
<b>Controller Platform Support</b>	<ul style="list-style-type: none"><li>• SmartZone</li><li>• ZoneDirector</li><li>• Unleashed<sup>2</sup></li><li>• Cloud Wi-Fi</li><li>• Standalone</li></ul>
<b>Mesh</b>	<ul style="list-style-type: none"><li>• No Mesh support</li></ul>
<b>IP</b>	<ul style="list-style-type: none"><li>• IPv4, IPv6</li></ul>
<b>VLAN</b>	<ul style="list-style-type: none"><li>• 802.1Q (1 per BSSID or dynamic per use based on RADIUS)</li><li>• VLAN Pooling</li><li>• Port-based</li></ul>
<b>802.1x</b>	<ul style="list-style-type: none"><li>• Authenticator &amp; Supplicant</li></ul>
<b>Tunnel</b>	<ul style="list-style-type: none"><li>• L2TP, GRE, Soft-GRE</li></ul>
<b>Policy Management Tools</b>	<ul style="list-style-type: none"><li>• Application Recognition and Control</li><li>• Access Control Lists</li><li>• Device Fingerprinting</li><li>• Rate Limiting</li></ul>

PHYSICAL INTERFACES	
<b>Ethernet</b>	<ul style="list-style-type: none"><li>• 1 x 1GbE port, RJ-45</li></ul>

PHYSICAL CHARACTERISTICS	
<b>Physical Size</b>	<ul style="list-style-type: none"><li>• 13.8(L) x 13.5(W) x 3.3(H) cm</li><li>• 5.43(L) x 5.31(W) x 1.3(H) in</li></ul>
<b>Weight</b>	<ul style="list-style-type: none"><li>• 220g (7.8oz)</li></ul>
<b>Mounting</b>	<ul style="list-style-type: none"><li>• Wall, Drop ceiling, Desk</li><li>• Secure bracket (sold separately)</li></ul>
<b>Physical Security</b>	<ul style="list-style-type: none"><li>• Hidden latching mechanism</li><li>• Kensington lock</li><li>• T-bar Torx</li></ul>
<b>Operating Temperature</b>	<ul style="list-style-type: none"><li>• 0 °C (32 °F) to 40 °C (149 °F)</li></ul>
<b>Operating Humidity</b>	<ul style="list-style-type: none"><li>• Up to 95%, non-condensing</li></ul>

POWER <sup>3</sup>	
Power Supply	Maximum Power Consumption
<b>802.3af</b>	<ul style="list-style-type: none"><li>• 11W</li></ul>
<b>DC input 12 VDC 10A</b>	<ul style="list-style-type: none"><li>• 9W</li></ul>

CERTIFICATIONS AND COMPLIANCE	
<b>Wi-Fi Alliance<sup>4</sup></b>	<ul style="list-style-type: none"><li>• Wi-Fi CERTIFIED™ a, b, g, n, ac</li><li>• Passpoint®, Vantage</li></ul>
<b>Standards Compliance<sup>5</sup></b>	<ul style="list-style-type: none"><li>• EN 60950-1 Safety</li><li>• EN 60601-1-2 Medical</li><li>• EN 61000-4-2/3/5 Immunity</li><li>• EN 50121-1 Railway EMC</li><li>• EN 50121-4 Railway Immunity</li><li>• IEC 61373 Railway Shock &amp; Vibration</li><li>• UL 2043 Plenum</li><li>• EN 62311 Human Safety/RF Exposure</li><li>• WEEE &amp; RoHS</li><li>• ISTA 2A Transportation</li></ul>

SOFTWARE AND SERVICES	
<b>Location Based Services</b>	<ul style="list-style-type: none"><li>• SPoT</li></ul>
<b>Network Analytics</b>	<ul style="list-style-type: none"><li>• SmartCell Insight (SCI)</li></ul>
<b>Security and Policy</b>	<ul style="list-style-type: none"><li>• Cloudpath</li></ul>

ORDERING INFORMATION	
<b>901-R310-XX02</b>	<ul style="list-style-type: none"><li>• Concurrent dual band 802.11ac AP, no power adapter</li></ul>

See RUCKUS price list for country-specific ordering information.  
Warranty: Sold with a limited lifetime warranty.  
For details see: <http://support.ruckuswireless.com/warranty>.

OPTIONAL ACCESSORIES	
<b>902-0162-XXYY</b>	<ul style="list-style-type: none"><li>• PoE injector (24W) (Sold in quantities of 1, 10 or 100)</li></ul>
<b>902-0195-0000</b>	<ul style="list-style-type: none"><li>• Spare, T-bar ceiling mount kit for mounting to flush frame ceiling</li></ul>
<b>902-1169-XX00</b>	<ul style="list-style-type: none"><li>• Power Supply (12V, 2.0A, 24W)</li></ul>
<b>902-0120-0000</b>	<ul style="list-style-type: none"><li>• Spare, Accessory Mounting Bracket</li></ul>
<b>902-0173-XXYY</b>	<ul style="list-style-type: none"><li>• Power Adapter (12V, 1.0A, 12W) (Sold in quantities of 1 or 10)</li></ul>

PLEASE NOTE: When ordering Indoor APs, you must specify the destination region by indicating -US, -WW, or -Z2 instead of XX. When ordering PoE injectors or power supplies, you must specify the destination region by indicating -US, -EU, -AU, -BR, -CN, -IN, -JP, -KR, -SA, -UK, or -UN instead of -XX.

For access points, -Z2 applies to the following countries: Algeria, Egypt, Israel, Morocco, Tunisia, and Vietnam.

<sup>2</sup> Refer to Unleashed datasheets for SKU ordering information.

<sup>3</sup> Max power varies by country setting, band, and MCS rate.

<sup>4</sup> For complete list of WFA certifications, please see the Wi-Fi Alliance website.

<sup>5</sup> For current certification status, please see the price list.

# RUCKUS® R310

Indoor 802.11ac 2x2:2 Wi-Fi Access Point

---

CommScope pushes the boundaries of communications technology with game-changing ideas and ground-breaking discoveries that spark profound human achievement. We collaborate with our customers and partners to design, create and build the world's most advanced networks. It is our passion and commitment to identify the next opportunity and realize a better tomorrow. Discover more at [commscope.com](https://www.commscope.com)

## COMMSCOPE®

---

[commscope.com](https://www.commscope.com)

Visit our website or contact your local CommScope representative for more information.

© 2020 CommScope, Inc. All rights reserved.

Unless otherwise noted, all trademarks identified by ® or ™ are registered trademarks, respectively, of CommScope, Inc. This document is for planning purposes only and is not intended to modify or supplement any specifications or warranties relating to CommScope products or services. CommScope is committed to the highest standards of business integrity and environmental sustainability with a number of CommScope's facilities across the globe certified in accordance with international standards, including ISO 9001, TL 9000, and ISO 14001.

Further information regarding CommScope's commitment can be found at [www.commscope.com/About-Us/Corporate-Responsibility-and-Sustainability](https://www.commscope.com/About-Us/Corporate-Responsibility-and-Sustainability).